

000885.SZ

000826.SZ



41

9




77

.....84

.....

.....	118
.....	120
20%	121
.....	122
.....	123
.....	123
.....	125
.....	125





|

2018 2019 2020

EPC	Engineering Procurement Construction
	Transfer-Operate-Transfer - -

TOT



35

1

2

1.00

3

A



4

	90%	
20	60	120



6

7

1





2

/

20

6.90 /

20



3

16

b.

883180.WI

20

10

2

3

/

4

5

6

11



12

1

A

1.00

2

3

35

2

20

80%

5

27

100%

30%

6

27

7

6

8

9

10

12

= 108.58
2019

	89.98	29.93	22.63
	445.34	150.46	101.76
	445.34	150.46	-
	494.96%	502.71%	449.69%

2019

50%

2019

50%

	2019				
					50%
	5,000				
		2019			
50%		5,000			
2019	11				
				[2019]128	
					2020
1	10				

1

1:0.6526

1,575,673,970

27

100%

30%

11.62 /

30%

1:0.6526

1,768,297,446

	362,579,146	56.47%	362,579,146	20.50%
	-	-	224,465,508	12.69%
	-	-	154,631,999	8.74%

1

2

1

2

3

4

5

6

		1
		2
		3

		4
		1. 2. 3
		1 2 36
		1. 2. 3.

		2
		1 2 3 4
		1. 2.



		1 2 3 4
		1. 2 3. / / 4. 2
		1 2

		1 36 2
		1. 2 / /
		1 2 3 4





1

2

A

3

1

A

2

128

7

39





20

20%

128

1

2

3

4

5

6



1

2018 6

2018 12

2

2019

ETC

1



1

2

A

27

35

3

46

4

2020 9 30

44.09

20.34

66.88

2018



1

2015 8

2015 10



1

2



35

1

2

1.00

3

A



6

7

1





2


/

20



3

1



	20		10		
		20%			20
	10			20	20
			20%		
a.			399106.SZ		20

~~p 4 ĐÁO } QŞ~~

9

2

3

/

4

5

6

11



12

1

A

1.00

2

3

35

2

4

20

80%

5

27

100%

30%

6

27

7

6

8

9

10

12

2019

50%

5,000

2019

50%

5,000

2019 11

[2019]128

2020

1 10

1

2

3

4

5

6

2021 1 22

1

2

1

A

1.00

2

3

20

11.63 /

20

6.90 /

10%

7.59 /

1

=

/

1:0.6526

1

0.6526

4

642,078,255

1,430,578,784

933,595,715

20%

20

2

3

4

5

2

3

A

a 399106.SZ 20

10

20%

10

20

20

20

20%

b

883180.WI

20

10

20%

20

10

20

20

20%

B

a 399106.SZ 20

10

20%

10

20

20

20

20%

b

883180.WI

20

10

20%

20

10

20



20

20%

4

10

20

6

1



3

4

5

6

1



2

1

1

2

3

2

2

1

2

8 Ô ç C§ È _ a 8 ! ° ü à Eÿ \$Dw•Dđ a 8 «>| Ô ç • Ù p \$#ëX! p _F)ß Ô ç € #d•,©@ xDp

5

6

7



1

2

3

4

1

5

i

ii

iii

6

7

8

1

9.

10

1

2

3

1

4

ii

i

iii

5

81



7

9

1

1

2

3

4

5

2

	279,499,109	43.53%	988,629,316	62.74%
	642,078,255	100%	1,575,673,970	100.00%

1:0.6526

362,579,146

23.01%

2

35

27

100%

30%

11.62 /

30%

1:0.6526

1,768,297,446

	362,579,146	56.47%	362,579,146	20.50%
	-	-	224,465,508	12.69%
	-	-	154,631,999	8.74%
	-	-	54,047,639	3.06%

.....



[1997]1226

1997 5 31

28,246.32 13,987.72 [1998]182

1998 12 31 1:1.39

10,000

[1998]301 [1998]302

[1998]303 1998 12 2

1.00 A 6,000

580 7.08

16,000 40,980.00

1998 12 26 1998 12 31

16,000

4100001004589 [1999]13

5,420 1999 3 19

000885

1 2003

2003 2 14 6,000

37.5%

6,660 3,340 20.875%

3,707.40 [2003]128 2003

6 27

660

4.125%

2003 7 1 2001 36-1

660

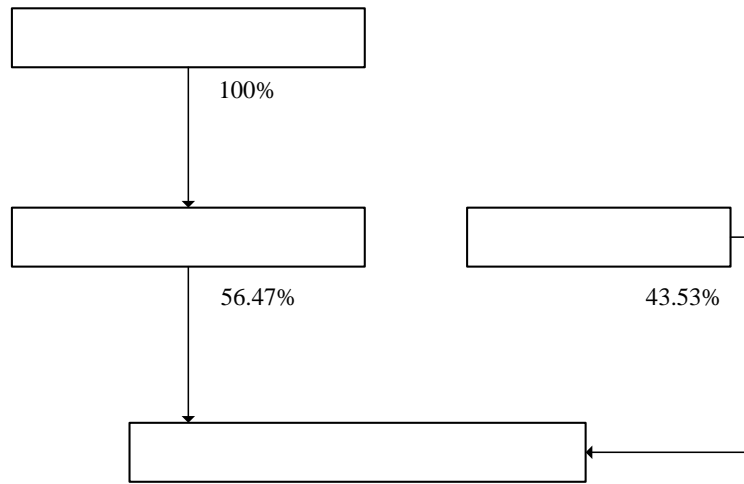
88

			21,582,700	
299,999,530				
			474,799,283	496,381,983
2018	9	9		
9	2020	8	2019	
2020	8			
			[2020]740	2020 8 4
			496,381,983	10 3
			145,696,272	
			496,381,983	642,078,255
2020	11	12		

2		62,400,000	9.72
3		6,452,150	1.00
4		5,741,031	0.89

5

	1991 12 18 2057 11 30
	914100001699542485



2017 9

255

2018 [2019] 16-00022 2019
 [2020] 16-00006 2020 1-9

	2020 9 30	2019 12 31	2018 12 31
	1,145,125.65	899,750.37	812,717.27
	655,041.00	566,959.59	548,915.98
	490,084.65	332,790.78	263,801.29
	437,921.14	299,307.13	248,594.03
	2020 1-9	2019	2018
	163,098.33	226,297.52	202,804.18
	40,692.30	89,570.64	83,524.37
	40,908.53	86,148.31	80,620.71
	30,467.29	62,873.33	58,929.46
	29,712.78	62,413.55	58,249.41
	2020 1-9	2019	2018
	62,844.84	118,586.91	124,003.16
	-125,739.08	-51,065.88	





			1993		104,610,000
			[1997]497	[1997]498	1998
1	15			3,500	
1.00			5.99 /	1998 2 25	
			10,461	13,961	
1	1999	2018			
1999	5	18		1998	1998
			13,961	10 3	4,188.3
			13,961	18,149.30	1998
				18,149.30	
2	2000				
1999	12	22		[1999]239	2000 1 21
			[2000]20	2000 3 6	
				[2000]42	
			7,150		
2000	9	20		[2000]237	
2000	5	18		[2000]197	
					3,849.30

3 2003

			2003	10	12		
[2003]291							
			3,849.30			7,150.00	
	21.21%	39.40%					
2003	12	29					
	*ST					2003	57
						60.61%	
						18,149.30	
2003	10	30					
2005	5	20					

4 2006 2

2006	1	23				10	2.5
						15,343,293	
1998						2011	7 18
			2010			0787	
			906,707				16,250,000
			2006	2	10		
			181,493,000				

5 2007 5 2006

2007

1,742,525

2012 1 30

415,098,665

9 2012 5 2011

2012 4 26

2011

2011

415,098,665

10

1.00

415,098,665

2011 12 31

10

2

83,019,733

415,098,665

498,118,398

10 2013 1

2012 11 5

[2012]1622

2012 12 20

498,118,398

10

12 2013 12

2013 12

2,270,866

280,221

2,551,087

2014 3 22

648,935,863

13 2014 5 2013

2014 4 23

2013

2013

648,935,863

10

1.00

648,935,863

2013 12 31

10

3

194,680,758

15 2015 10

2015 1 18

<

>

<

>

<

>

52

2,920,320

2015 10 30

52

2015 10 20

846,536,940

16 2015 12

2014 11

2014

2014 12 26

1,983.20

1,983.20

2015 12

7,760,640

854,297,580

17 2017 8

[2017]752

2017 8

167,544,409

2017 8 18

1,021,841,989

10		12,619,320	0.88
----	--	------------	------

2020 11 5

10,773

14.84%

	1 1 A 15 1503
	103,690.0905
	2014 09 30
	2014 09 30 2034 09 29
	911101083179580061

--	--	--	--	--	--	--	--

2020-107 2020 8 4

+ +

1



+

2018 [2019] 2-00419 2019
[2020] 2-00590 2020 1-9

	2020 9 30	2019 12 31	2018 12 31
	4,484,400.65	4,453,385.44	3,995,270.22
	2,759,700.71	2,769,816.99	2,454,707.12
	1,724,699.94	1,683,568.45	1,540,563.10
	1,520,645.51	1,504,640.58	1,495,532.15
	2020 1-9	2019	2018
	645,028.43	1,017,644.96	1,099,378.06
	49,261.91	63,810.75	81,282.80
	49,253.95	63,038.95	83,134.94
	35,245.43	42,756.48	68,937.27
	22,848.99	35,940.90	64,390.73
	2020 1-9	2019	2018
	17,651.97	18,049.40	-74,319.07
	-174,770.22	-56,225.96	-227,790.77
	60,345.65	36,554.40	58,710.82
	-96,858.33	-1,573.56	-243,230.27
	2020 9 30 /2020 1-9	2019 12 31 /2019	2018 12 31 /2018
/	0.12	0.21	0.38
	24.68%	25.73%	27.69%
	61.54%	62.20%	61.44%
	1.25%	2.31%	4.25%





20

20%

128

1

2

3

4

5

6



1

2018 6

2018 12





1

2

35

A

27

3





1

2

A

3

1

A

2





2020 4 2

<

>

20%

20%

128

2021 1 11

20

>17,8

	21 2020 12 10	1 2021 1 8	
/	11.88	10.98	-7.58%
399106.SZ	2,253.43	2,419.50	7.37%
883159.WI	1,682.86	1,593.37	-5.32%
	/	/	-14.95%
	/	/	-2.26%

Wind

399106.SZ

883159.WI

20

20%

128

399106.SZ	2,253.43	2,419.50	7.37%
883180.WI	5,329.96	4,882.12	-8.40%
	/	/	-20.10%
	/	/	-4.33%

Wind

399106.SZ

883180.WI

20

20%

128

20

20%



128

7

123





1

2

3

4

5

6

7



1

2

3

4

5

6



_____	_____	_____
_____	_____	_____
_____	_____	_____

2021 1 22

2021 1 22

_____	_____	_____
_____	_____	_____

2021 1 22



2021 1 22

2021 1 22



2021 1 22

2021 1 22